



**Harrisdale**  
*primary*

---

# BYO iPad Program Information

---



# Contents



About BYO iPads  
at Harrisdale PS



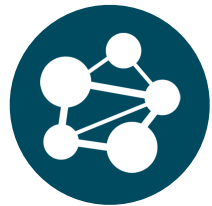
Pedagogy First,  
Technology  
Second



Device  
Purchasing &  
Requirements



Device Setup



Mobile Device  
Management



Responsibilities &  
Maintenance



Parental Controls and  
Misuse



Online Safety and  
Cyber Bullying



Social Media &  
Privacy



App Information



Frequently Asked  
Questions



Technologies Usage  
Agreements







## About BYO iPads at Harrisdale PS

The 1:1 Bring Your Own iPad Program established at Harrisdale Primary School in 2017. The BYO program spans across Year 3-6 and students across K-2 have access to shared school devices.

Our vision for integrating a 1:1 BYO iPad Program is to **enhance learning through the use of readily available technology, allowing access to devices and catering for flexible learning opportunities.** In developing this program, we strive to see a connection with home environments, readily available access for students to connect with content at a hyper-personalised level and flexible learning opportunities.

This document provides you with thorough information regarding purchasing options and recommendations, as well as answers to questions you may have regarding the program.





# Pedagogy First, Technology Second

Pedagogy refers to an approach to teaching that influences student learning. Harrisdale Primary School embraces explicit teaching as well as inquiry-based learning. When developing lessons for students, there is consideration for a **balance** of instructional strategies to support student learning. Students still regularly engage with their peers, hands-on materials, or writing implements as part of their learning experiences.

iPad allows students opportunities to record their voice, photograph, video and go further beyond what was usually possible in a traditional classroom. Some examples of student learning are featured on the following pages.




Teaching staff refer to a reflective model (iPAD & TPaCK) based on SAMR (substitution, augmentation, modification, redefinition) developed by Dr Ruben Puentedura. This helps to determine the appropriate integration of technology into lesson design, ensuring that this enhances learning.



## Pedagogy First, Technology Second



Students were learning about procedures. To enhance their understanding of steps in a procedure, they used iMotion to capture every part of the process. Students then used iMovie to format and voice over their instructions.








# Pedagogy First, Technology Second




After being inspired by the story the Lorax and observing the last tree on earth, students investigated biodiversity loss in our local suburb. This aligned with the United Nations (UN) Global Sustainable Development Goal 15 and cross-curricular links. Students evolved their learning through our inquiry model to design and develop a prototyped solution. Some examples featured on this page include interactive programmed Makey Makey posters and Keynote app prototypes.








# Pedagogy First, Technology Second



Students investigated immigration across multiple subject areas and from a number of perspectives. They discussed the reasons that culminated in families arriving in Australia and then explored the lives of people who had migrated to Australia and had a significant impact on their community.

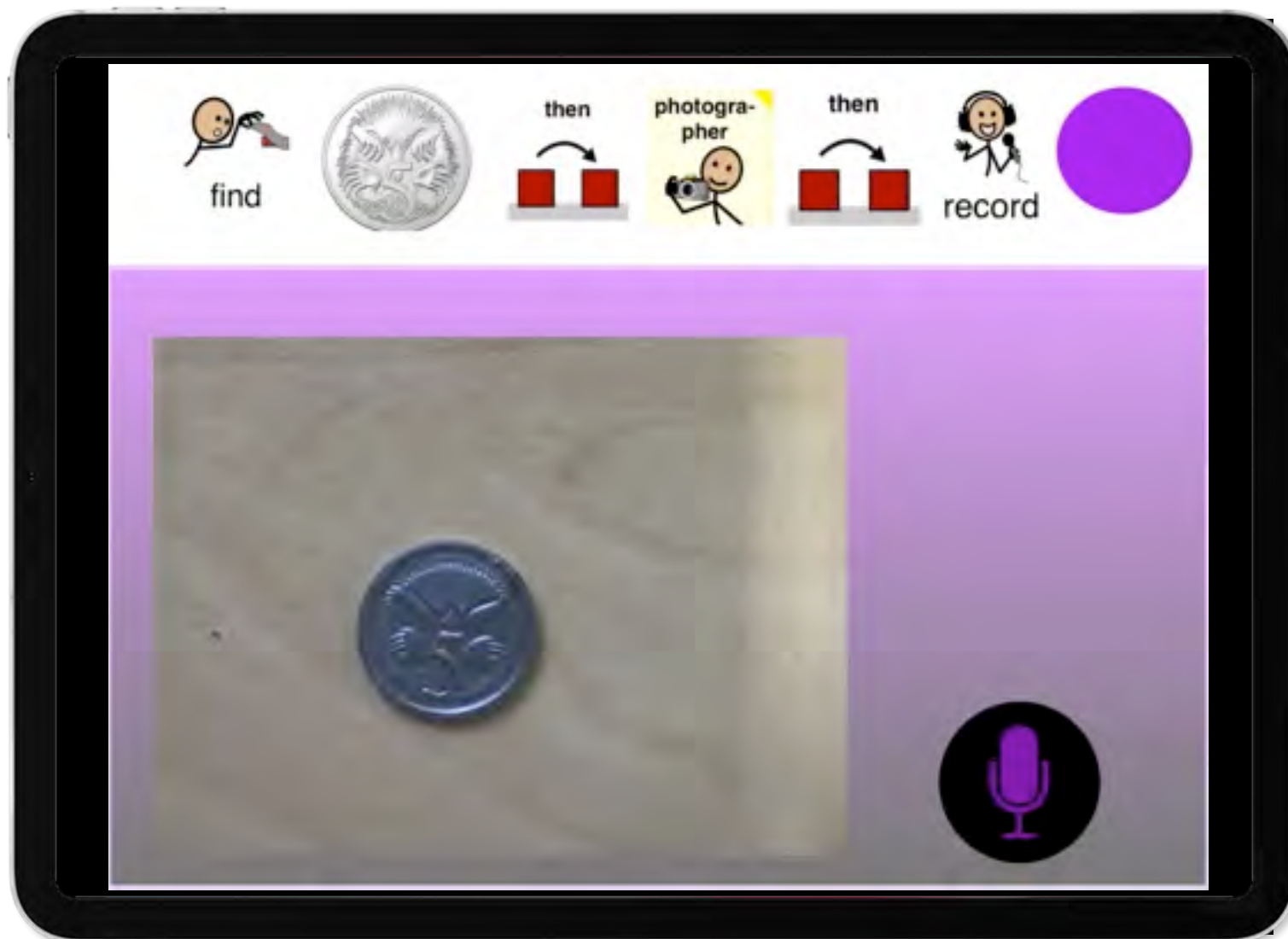
This resulted in the Migrant Suitcase Project, where students displayed their research as a museum piece. The many artefacts in the suitcase represent the aspects of the person's life and is displayed in a suitcase as many migrants brought their entire life in a suitcase.

Students also learnt to present their knowledge in various forms of audio and written formats. They wrote their information in a report format and also created an audio podcast to tell the life story of a migrant.





## Pedagogy First, Technology Second



Allied Professionals who work across special needs support and mainstream classrooms ensure all students are able to access high quality teaching and learning via the use of Apple technology.

iPad has a range of features to support accessibility including voice-to-text. Students with special needs can be supported in further achieving their individual learning objectives through many of these features.





# Device & Purchasing Requirements

## Requirements

To ensure compatibility with the school system & classroom needs, we recommend the following devices:

- iPad (11th Gen - recommended)
- iPad Pro

## Recommended Accessories

- Headphones
- Protective casing
- Screen protector
- Stylus - recommendations include a generic stylus, Apple Pencil, or LogiTech Crayon.

## +Apple Care

Apple Care can be purchased for a small additional cost and provides a warranty. This can be set up after purchasing.

## Insurance

Insurance is an important consideration for the device your child brings to school. You can discuss insurance cover for the device with your home and content provider and adding this item to your existing cover.

## Purchasing (Winthrop Australia)

Harrisdale Primary School has partnered with Winthrop Australia, to provide iPads at a discount price to the parent community. Parents are not required to purchase their devices from Winthrop Australia, but doing so does offer the following benefits:

- discounted education pricing;
- optional two years AppleCare+ extended warranty;
- optional two years of insurance;
- service and insurance support;
- free shipping to your home address.
- the MDM system (JAMF) will be automatically uploaded onto iPads that are bought directly from Winthrop.

Some parents may wish to purchase devices as a Christmas present for their child before their child transitions to the new year level. *Families wishing to take up this option may place an order online with **Winthrop Australia** at <https://sales.winaust.com.au/shop/harrisdaleps>*







# Device Setup

As soon as you turn your iPad on the instructions will take you through the process of setup. At the beginning of the school year, new devices to the program will be collected by the school and the JAMF supervision profile will be added to the device which allows the school to add all the education apps for free. This process will wipe the device clean, so we do recommend that you don't add too much to new devices before sending the into school.

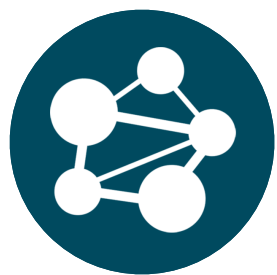
It is important to note that you **CANNOT** restore a backup after JAMF has been added, so any files or photos should be saved to another device prior to the install.

## App & File Organisation

Student devices are first and foremost a tool for learning. There is an expectation that the iPad is free of inappropriate or age-restricted apps. To organise iPads, please separate apps you use at home from those dedicated to school. We recommend establishing a 'school' page, with screens relating to the needs at school and establishing a 'home' page which has the apps your child uses at home.







# What is Mobile Device Management? (MDM)



## Before you can join the MDM program

The process of joining the MDM program involves wiping the iPad. For this reason, you need to backup the files on your iPad or else anything on it will be lost. Then you will need to **ensure that "Find my iPad" is turned off**. If "Find my iPad" is still turned on, the school's technician will be unable to wipe the iPad and enrol it into the MDM program. You will also need to make sure that you have signed out of your Apple ID on the iPad prior to enrolling the MDM program.

## What to expect when your iPad is returned:

The iPad will have been wiped - so all apps and data will have been removed. We expect for this to occur in the first week of school. The student's iPad is wiped as part of the process of enrolling in the MDM program. This removes all settings, apps, and documents. After it is first turned on again you will see the standard Setup Assistant, with one notable change - You will be asked to allow Harrisdale PS to automatically configure your iPad. You may re-configure the iPad as you like after this -

including logging back into your own Apple ID, and downloading any of the apps you had previously purchased. However, please note that being part of the MDM program means you do not need to use an Apple ID at all in order to use the apps that Harrisdale Primary School provides for you.

Some apps will install automatically when connected to WiFi. Apps that Harrisdale Primary School has assigned to your student iPad will start installing automatically once the iPad is re-connected to WiFi. One of these apps that will automatically install is called "JAMF Student". This app will allow you to install or remove any apps that are assigned to you.

JAMF Client also runs in the background to allow the student's device to receive messages - and to inform the JAMF servers of the device's location. The first time JAMF Client is run, it will ask for permission to "Send You Notifications", and to "access your location". Please select Allow on both of these options to enable this functionality.







# Responsibility & Maintenance

## Home Responsibilities

- Charge iPad to at least 90% for each day.
- Ensure more frequent Automatic or Manual updates occur for apps and the device.
- Make sure the iPad has enough storage space to accept any work or activities from the teacher.

## Classroom Responsibilities

- Students will manage academic work in a classroom workflow (storing work and submitting to Seesaw).
- Safe storage of the device in classrooms throughout the day.

## Storage - Organise, Back Up and Removal.

It is important to organise the iPad regularly to allow for updates and new work. For those who wish to keep certain photos, videos, and documents. Purchasing iCloud storage is recommended.

**Cleaning Your iPad** Maintain the iPad screens and covers by cleaning on a Termly basis.

Read the following link to get more information: <http://www.wikihow.com/Clean-Your-iPad>

**Updating the Operating System and Apps** The little red bubble with '1' written in it sits on the top of your 'Settings' app, meaning that your current operating system requires an update. In regards to the apps, if your iPad isn't setup to automatically update them then you need to go to the app store on the iPad and see if updates are required. Please make sure everything is up to date.





# Parental Controls and Expectations at School

## Parental controls

Parental controls assist parents to monitor and limit what their children do online while at home. There are 'screen time' settings which offer different features and capabilities, but it is important to know that you need to be vigilant and monitor what your child is doing even with these in place. Most of the settings or apps:

- can block children from accessing specific websites, protocols or applications
- filter different kinds of content, like inappropriate content
- enable parents to monitor use with reports on sites that are accessed
- understand and monitor the length of time spent on apps.
- can be used to set time limits
- can enable blocking access after a set time which can reduce screen time.

Click here for information on how to find and use screen time on iPad to establish restrictions:

<https://support.apple.com/en-us/HT201304>

## Expectations at school

Students are made aware of the expectations of the BYO iPad program in a positive way to ensure they understand how to use the device appropriately. This forms part of the approach at our school to develop strong routines across the first 6 weeks of school. Students are required to sign a 'Student Usage Agreement' form before they start the BYO iPad program, which is completed at enrolment. Students who are found to breach this user agreement or to be using the iPad in an unacceptable or inappropriate way will be managed depending on the severity of the misuse. The misuse of devices may result in a temporary loss of the use of the iPad, confiscation of the iPad for a period of time or the student being removed from the BYO iPad program.







Online safety is the safe and responsible use of information and communication technologies, such as the internet, Artificial Intelligence, social media, online games, smart phones, tablets and other connected devices. Online safety education provides students with the knowledge and skills they need to stay safe in online environments. It involves acknowledging the benefits and opportunities offered by the online world, while understanding the risks and avoiding potential harms. At Harrisdale PS we take every precaution to make sure all students and staff are educated on cyber safety. Staff undertake regular Professional Learning and students undertake rigorous online safety units of work during their Health lessons.

Technology provides individuals with a powerful means of communicating instantly with others in both positive and negative ways. Cyberbullying is ongoing on repeated bullying that takes place over digital devices like cell phones, computers, and tablets. Cyberbullying can occur through SMS, text, apps, social media, forums, or gaming where people can view, participate in, or share content. Cyberbullying can take many forms, including posting mean comments or messages, excluding or ignoring someone, tricking or humiliating them through fake accounts, or sharing a photo or video that will make them feel bad.

- Social Media, such as Facebook, Instagram, Snapchat, and Tik Tok
- Text messaging and messaging apps on mobile or tablet devices
- Instant messaging, direct messaging, and online chatting over the internet such as Facebook messenger or WhatsApp.
- Online forums, chat rooms, and message boards, such as Reddit
- Email
- Online gaming communities such as Minecraft or Roblox.

- The Office of the Children's eSafety Commissioners Enhancing online safety for children site, leads online safety education for the Australian Government and protects Australian children when they experience cyberbullying by administering a complaints scheme - <https://www.esafety.gov.au/>
- The Department of Communications, Stay Smart Online is the Australian Government's online safety and security website, designed to help everyone understand the risks and simple steps we can take to protect our personal and financial information online - <https://www.cyber.gov.au/>
- The Australian Federal Police Thinkuknow website, is an Internet safety program delivering interactive training to parents, carers and teachers through schools and organisations across Australia - <http://www.thinkuknow.org.au/>
- The Common-Sense Media site rate, educate, and advocate for kids, families, and schools - <https://www.common Sense media.org/>
- The Bullying. No way! site has been created to promote positive learning environments where every student and school community member are safe, supported, respected and valued - <http://bullyingnoway.gov.au/>





# Social Media & Privacy

## Online Services & Privacy

As per Department of Education (DoE) guidelines, Internet and Online Services provided to students will **primarily be used for learning related activities** and require informed parental consent, user agreements and appropriate management. DoE provides online services to students in public schools for learning related activities and strives to protect students from exposure to inappropriate online material and activities. Students engage in learning about ethical and safe use through online platforms. Lessons are consciously planned and implemented to enhance development of ICT skills and Digital Technologies understanding, in order to prepare them for an ever changing social, higher-education environment and future workforce. We encourage students and teachers to safely and ethically access the internet and email, use organisational tools and engage with resources to innovate and transform their teaching and learning.

## Privacy

Staff, parents/carers and the community need to encourage students to be aware of the risks associated with some online activities and how to adopt protective online behaviour to protect them from exposure to inappropriate online material or activities, suggestions being:

- Keeping personal details private by using a nickname instead of a real name and always asking parents before giving out name, address or phone number online.
- Keeping usernames and passwords private.
- Mindfully posting online and being positively constructive in response to others. Once posted, a message can be difficult to remove.

## Social Media

From December 2025, new Australian laws will introduce age-verification for all social media platforms. Under these new rules, **children must be 16 years old to have a social media account**, unless the platform allows 14–15-year-olds with verified parental consent.

**This means primary-aged children are not legally able to use social media.**

To keep students safe and in line with these national requirements, **social media apps and any apps with social-networking or public chat features are not allowed on devices used at Harrisdale Primary School**. While some families may choose to allow social media use at home, these apps must not be installed on any iPad brought to school as part of the Year 3–6 BYO iPad Program.

If a social media app is found on a student's device, we will hold the device at school until a parent or carer can remove it. This helps us maintain a safe and positive learning environment for all children.

There are many different apps that include chat or social features, and new ones appear all the time. We encourage families to stay aware of what children are accessing at home and to talk regularly with them about safe online behaviour.

For more information about online safety and the new laws, please visit the Office of the eSafety Commissioner: <https://www.esafety.gov.au>





All apps are provided at no cost to the student via the JAMF Student App following the enrolment and supervision of their device. This includes a number of paid apps that the school has assessed and feels are valuable to support student learning and creation.

The licences of these apps provided through JAMF are pushed out to the student devices remotely and then the device will be prompted to automatically download the apps when it next connects to a wifi connection. Parents **do not** need to access the app store or purchase any apps that are used as part of the BYO iPad Program.

On completion of Year 6, or upon leaving the school, JAMF will be revoked from the device along with any school owned app licences attached to that device.

Students and Parents are able to locate the apps that the school can provide at no cost by opening you child's JAMF Student App on their device once it has been setup. Students are free to download any of these apps as they need them but are encouraged to do this at home as the home wifi network will be much faster.





# Frequently Asked Questions

## Which device will best meet our needs?

Our BYO iPad establishment team, through researching other schools, has identified the Apple iPad as the preferred device to support students learning. Please see the options of iPad we recommend in the handbook.

## Why that device?

The iPad and apps, allow our staff to expose students to learning that balances creativity with critical thinking in the enhancement of classroom experiences. The school currently has only Apple devices in classrooms and connected to our system.

## What are the minimum device requirements?

We have identified the iPad (11th Generation) as the recommended device. For longevity of the device we also advise parents that earlier devices are not recommended as we cannot guarantee that they will be able to maintain required functionality over a four year period (considering device and app updates).

## Will devices need to be insured and by whom?

Yes, it is highly recommended that devices are insured. This will be the responsibility of the parents. Please consider that devices may simply be added to most home insurance policies and this should still

cover them at school too. We suggest you discuss this with your insurance company directly.

## Do other schools have 1:1 Programs?

Yes, an increasing number of primary schools have one to one programs. We have researched schools who have successfully implemented programs and used their programs to inform our own school planning.

## Can parents choose to provide an alternate device?

No. To maximise program effectiveness and manage a large infrastructure, a common device is essential. This allows teachers to develop a common language and procedures to best support learning.

## What if my child's iPad has a cracked screen or breaks?

If you need to repair your child's iPad then please communicate this with the class teacher and if possible, they will be loaned a school iPad until theirs is fixed or returned. However, there is no guarantee that a school iPad will be available for them to use.







### **What is Mobile Device Management (MDM)?**

Mobile device management allows the school to communicate with all devices enrolled in the program. This means the school can provide licences for apps to students, provide teachers and parents access to managing the device and how it is used.

### **Why does our device need to be supervised by JAMF (MDM)?**

Supervision allows the MDM to communicate to devices and provide restrictions during school time if required. This allows teachers to manage all the devices in the classroom, while also allowing parents to manage the devices and apply restrictions remotely when the device is at home.

### **How will the internet be monitored?**

Direct internet access will be monitored by individual classroom teachers. To support this, protections are also in place via the Department of Education while connected to the school Wi-Fi. These protections restrict students from accessing inappropriate websites.

### **Will students still learn to read and write?**

Yes, reading and writing will still remain as the core foundations for learning. The introduction of devices simply provides more access to a range of resources to support this. It is important to note too, that devices will not be used for all learning or in place of reading and writing.

### **How much time will students be spending on the iPad each day?**

In respect to our 1:1 device program, students will have a balanced distribution of activities in class time. Teachers will ensure planning includes breaks in lessons and active learning opportunities. Students will be taught about mindful usage of devices, which includes recognising balance and utilising varied digital and non-digital tools to demonstrate their learning.

### **How will devices be kept secure when at school?**

Devices will be stored in a central location in the classroom when not in use. Classrooms will remain locked when unattended.





### **What happens if parents are not able to afford an iPad for their child?**

In the event that parents are unable to supply a device, some school devices will be accessible to each class. It is important to note though, that while we will endeavour to meet the needs of every child we cannot guarantee one to one access at all times (students may have to share devices).

### **Who is responsible for maintaining devices?**

Apple devices need to be updated regularly. Maintenance of devices will also include charging as it will not be possible to do in class. A responsibility cycle is available in the BYO Parent Handbook.

### **Will there be any limitations on what parents are expected to spend on additional apps?**

All school based Apps will be provided to students free of charge. They will have access to these and can continue to use these as long as they remain at Harrisdale PS. There will be no additional expenses to parents unless they choose to purchase personal apps.

### **Where should parents go to purchase devices?**

Harrisdale PS has partnered with Winthrop Australia to provide parents one easy source for purchasing devices, accessories and support/insurance. However, Parents are able to choose to source devices from wherever they can find the best deal.

### **Which accessories will students require with their device?**

We strongly recommend all parents purchase a heavy-duty protective case for their device and a screen protector. Students will also be required to use headphones at times and are welcome to use their own. All accessories must be labelled to clearly identify your child's name.

### **What will happen if a student is not using the device appropriately?**

All students must sign the responsible user agreement included with the BYO iPad Parent Handbook. If they are not meeting the requirements of this agreement their access to using their device and/or the school network may be restricted for a period of time.

### **What is the life expectancy of the devices?**

The life expectancy of the iPad (as determined by the warranty) is 2 years. However, we can confidently say that the device should at least last primary schooling without needing to be replaced.







# Technologies Usage Agreements

Please see below for the permission form for your child to participate in the BYOD program. This must be completed and returned prior to your child participating in the BYOD at school.





### Years 3-6 2025 BYO iPad Program Agreement

The below information outlines key documents that students require consent for to participate in the BYO iPad Program. Please read all information in the online BYO Parent Handbook carefully before signing the single page document below. All information and copies of agreements can be accessed via our website.

I \_\_\_\_\_, as parent of \_\_\_\_\_  
(full parent/guardian name) (full student name)

have read, understand and accept the following agreements which form consent for my child to participate in the BYO iPad Program from Years 3-6.

#### Insurance

(initial) I have made arrangements for my child's iPad to be covered by my insurance policy and I understand private insurance is my **only option** for any damage which may occur.

I have clearly identified my child's iPad by labeling their iPad and cover with their name, as well as any accessories I have purchased.

#### Jamf

(initial) I understand that my child's device will be managed on JAMF (previously Zuludesk), a Mobile Device Management system (MDM). Through this platform the school can manage: Student devices, Apps, Content and setting restrictions. This will be utilised while students are on site.

#### Usage Agreement (Online Services - Parent and Student)

(initial) Please note that this agreement is also signed at enrolment.  
I have read, understood and accept this agreement.

#### Third Party App Agreement (scan right)

(initial) <https://forms.gle/Wn7A1hMDYtTnMSyd8>  
I have read, understood and accept this.



#### BYO Handbook/Expectations

(initial) I have read the BYO handbook and expectations. This is available via:  
<https://harrisdaleps.wa.edu.au/byo-ipad-program/>

My iPad serial number is: \_\_\_\_\_

Parent or Guardian Full Name: \_\_\_\_\_

Student name: \_\_\_\_\_

Classroom: \_\_\_\_\_ Year Level: \_\_\_\_\_

Signed \_\_\_\_\_ Date \_\_\_\_\_